

Sustainable City Development in India: Leveraging Urban Legacy

**The EuroIndia Summit
Valladolid
4-6 October 2009**

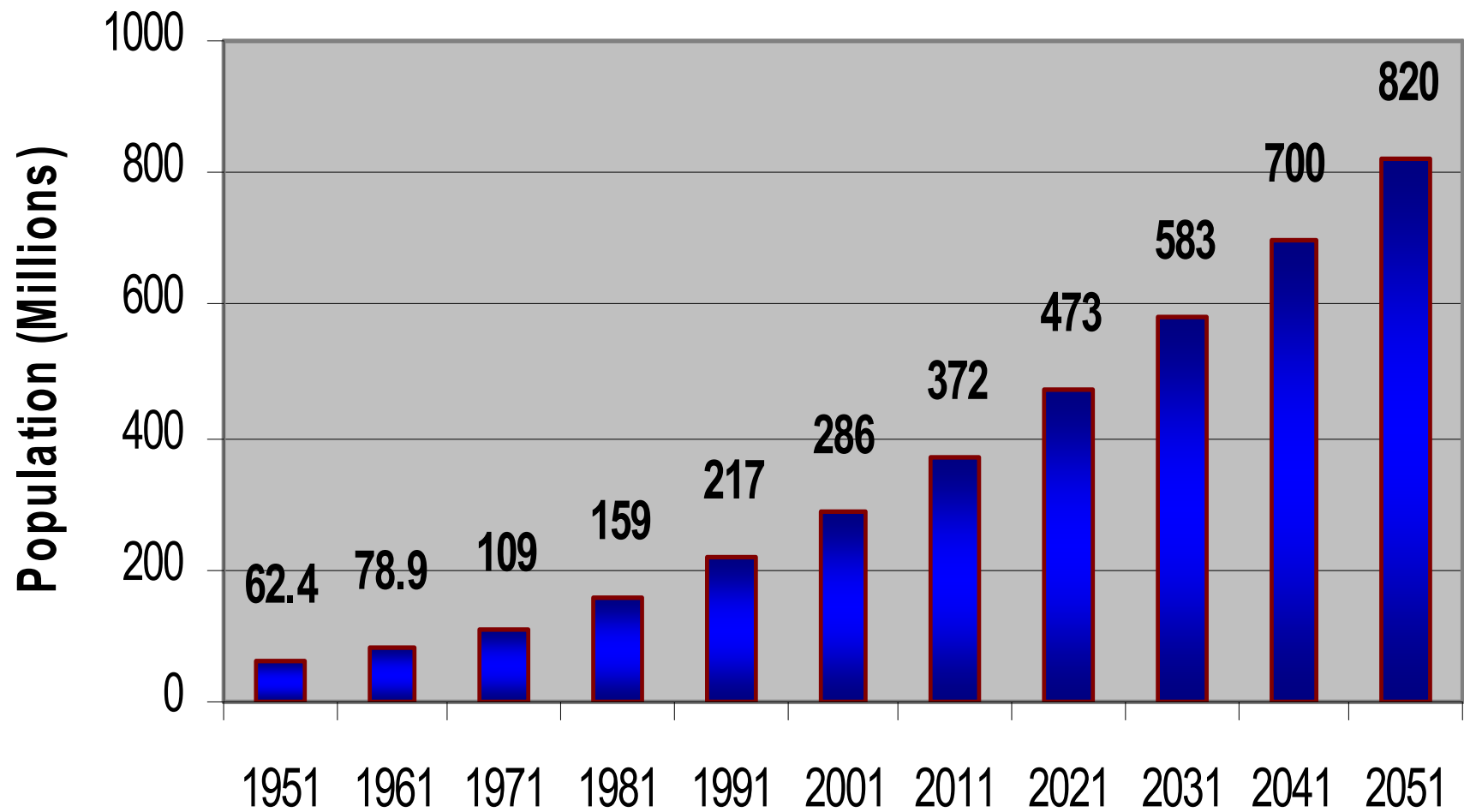
**Dr. P. K. Mohanty
Mission Director/Joint Secretary (JNNURM)
Ministry of Housing & Urban Poverty Alleviation,
Government of India, New Delhi
pkmohanty_ed@yahoo.com**

Urban India: A Statistical Profile 2001

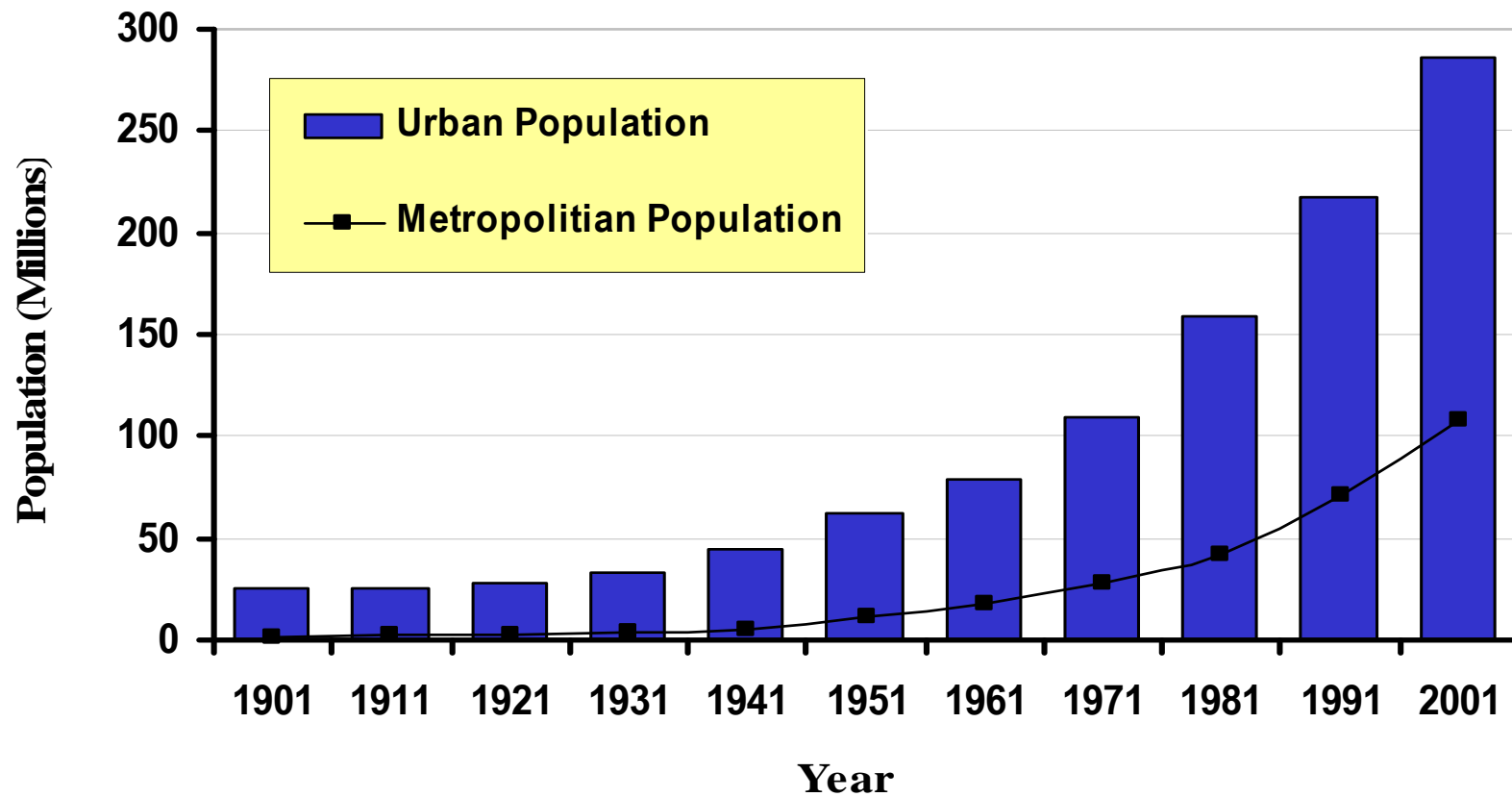
- **Urban Population** 286 Million
- **Level of Urbanization** 27.8%
- **No of Cities/Towns** 5,161
- **No. of Urban Agglomerations/Towns** 4,368
- **No of Metropolitan Cities** 35
- **Slum Population** 62 Million
- **Urban Population below Poverty Line** 81 Million
- **Contribution of Urban Sector to GDP** 60%

Level of Urbanization in India one of the lowest in World.

Projected Urban Population

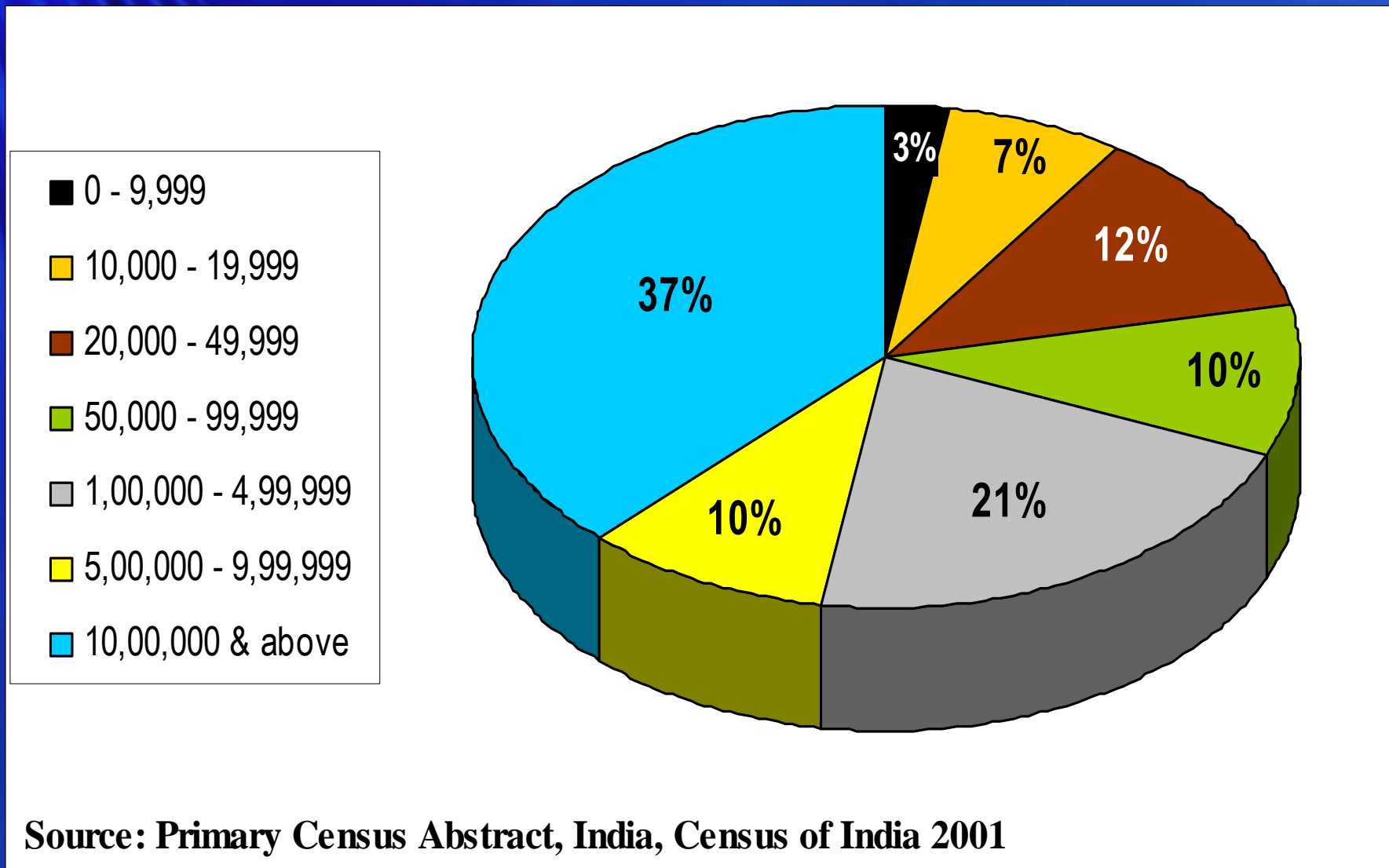


Metropolitan Population Growth 1901-2001



Source: Census of India, 2001

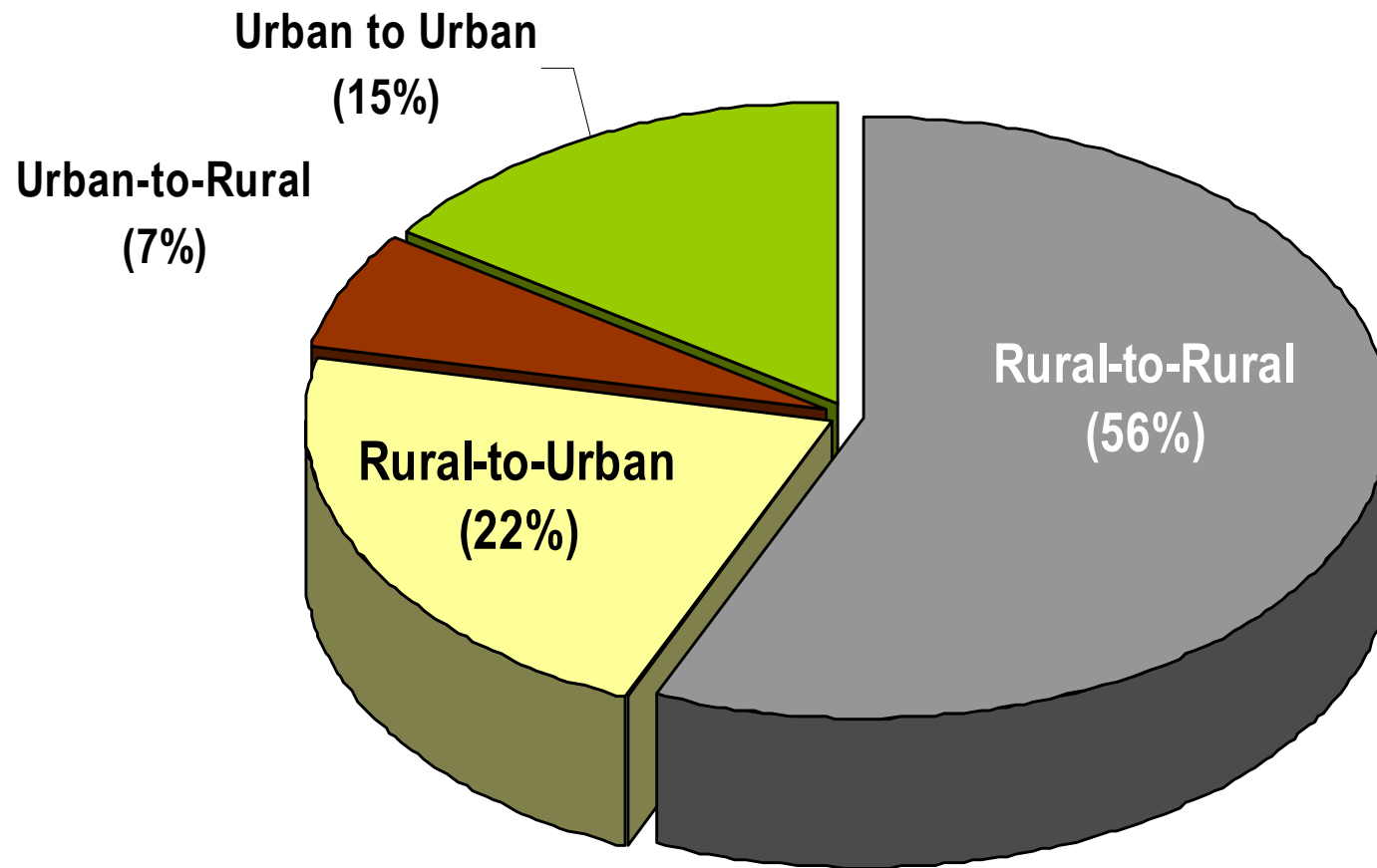
Distribution of Urban Population 2001 (by Size Class of Towns)



Sources of Urban Population Growth (1991-2001)

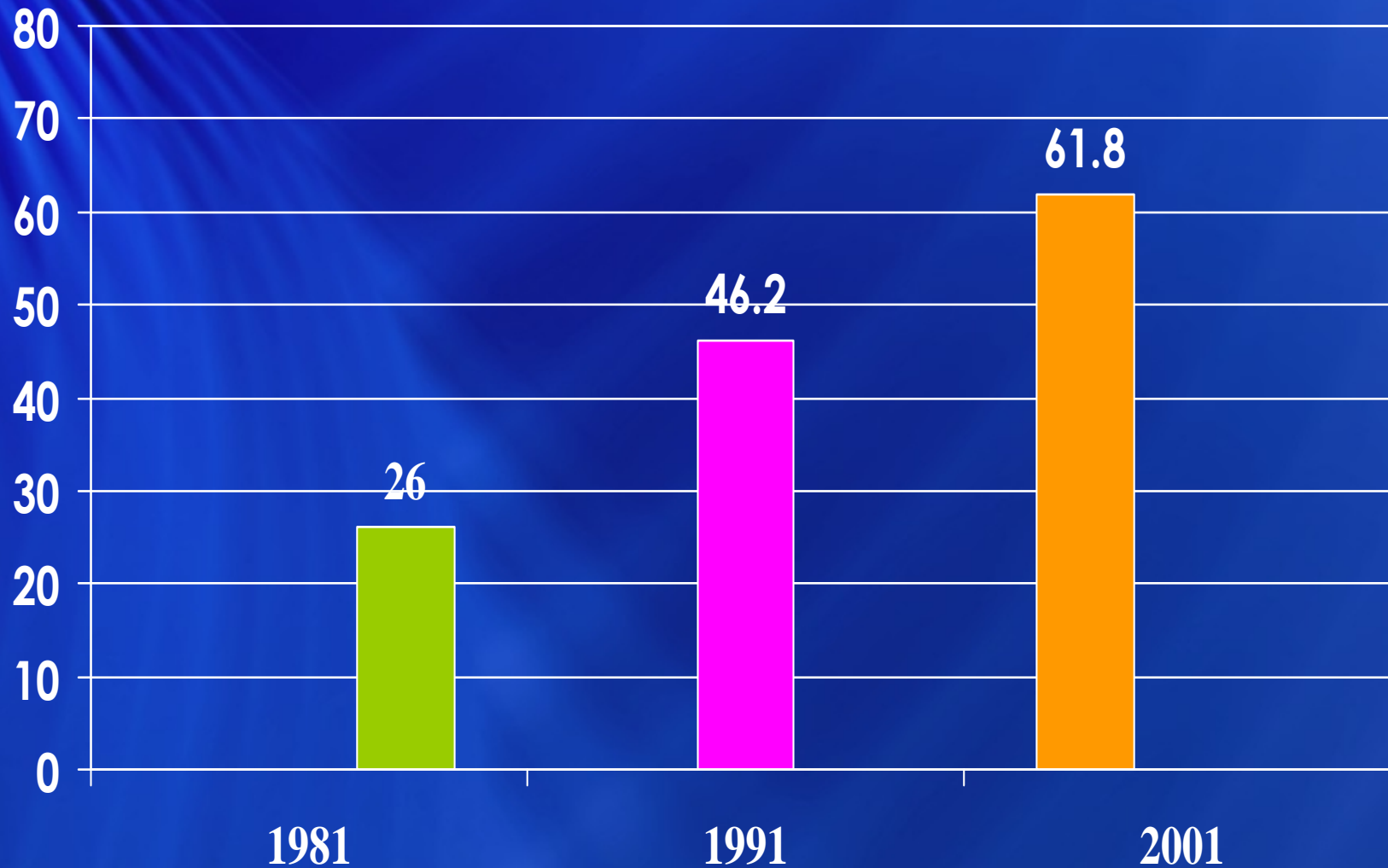
Component	Percentage Contribution (%)
Natural Increase	59.4
Population of New Towns minus Declassified Towns	6.2
Expansion of Urban Area	12.8
Net Rural-Urban Migration	21.2

Distribution of Total Migrants: 1991-2001

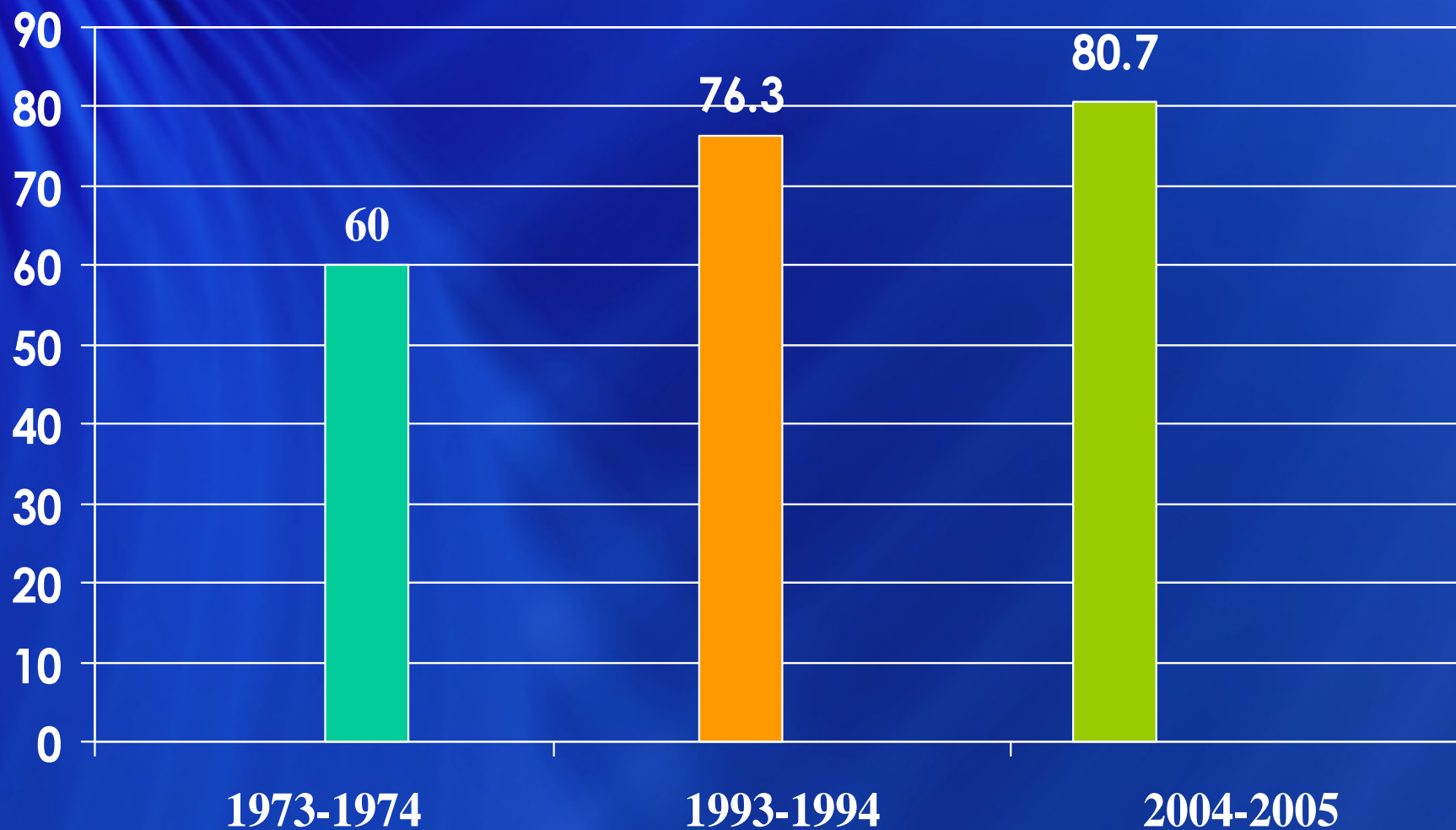


Source: Tables D1, D2, D3, Census of India 2001

Growth in Slum Population (In Million)



Growth in Urban Population Below Poverty Line (In Million)



Urban Population: Access to Amenities & Assets 2001

% of Households

- **In Single Room Tenement** 38.5
- **With no Water Source within Premises** 61.0
- **Without Permanent Housing** 21%
- **No Electricity for Lighting** 44.2
- **No Bathroom within House** 63.9
- **No Latrine within House** 63.6
- **No Access to LPG for Cooking** 82.5
- **With no Television** 68.4
- **With no Scooter, Motor Cycle, Moped** 88.5
- **With no Car, Jeep or Van** 97.5

Urban India: Housing Shortage 2006-07

• EWS	21.78 Million
• LIG	2.89 Million
• MIG/HIG	0.04 Million
Total	24.70 Million

**98 per cent of shortage in Urban Housing under EWS & LIG
Categories**

Urban India: Contribution to Gross Domestic Product

Year	Percentage of GDP
1950-51	29
1980-81	47
2007-08 (Estimated)	62
2021(Projected)	75

Rich Cities – Poor State of City Finances

Year	Total Municipal Revenue (Rs. Crore)	Percentage of GDP	Relative Share of Total Municipal Revenue (as per cent of Total Revenue of):		
			State Govt.	Central Govt.	Combined State & Central
1990-91	3,931	0.73	5.91	7.15	3.71
1998-99	11,515	0.73	4.38	5.84	2.50
1999-00	13,173	0.75	4.24	4.42	2.46
2000-01	14,581	0.77	4.17	4.48	2.43
2001-02	15,149	0.73	4.05	4.18	2.33

Addressing Urban Challenges: Jawaharlal Nehru National Urban Renewal Mission (JNNURM)

Launched on 3rd December 2005 for reform-linked fast track development of infrastructure & basic services to the poor, including slum-dwellers, in cities

Scope of Mission:

- **65 Identified Cities:**
 - Urban Infrastructure & Governance (UIG) Sub-Mission**
 - Basic Services for the Urban Poor (BSUP) Sub-Mission**
- **Other Cities & Towns**
 - Infrastructure Development in Small & Medium Towns (UIDSSMT)**
 - Integrated Housing & Slum Development Programme (IHSDP)**

Mission Period: 7 years (2005-2012)

Government of India Grant: Rs.70,000 Crore

JNNURM: Mission Approach

- City Development Plan
- Detailed Project Reports
- Central Assistance aimed at Leveraging Resources & Reforms
- Urban Reform Agenda – 23 Reforms
- Incorporating Private Sector Efficiencies

JNNURM - Support to States/UTs

- **Funding for Projects (35% to 90% as Central Grant)**
- **Funding Support for:**
 - **City Development Strategy & Detailed Project Report (DPR) Preparation**
 - **Programme Management Unit at State Level & Project Implementation Unit at ULB level**
 - **Third Party Inspection & Monitoring Agency**
 - **Community Development Networking**
 - **Capacity Building/Training Programmes**
 - **MIS & e-Governance**
- **Technical Support for Project Preparation, Appraisal, Monitoring, MIS, Quality Assurance, Third Party Monitoring etc.**

JNNURM – Status as on 31.3.2009

Component	No. of Projects Approved	Project Cost Approved (Rs. Crore)	Central Assistance Committed (Rs. Crore)
UIG	463	49743.5	23548.3
UIDSSMT	788	13844.6	10991.9
BSUP	461	25251.0	12756.6
IHSDP	828	8401.3	5604.0
Total	2540	97240.4	52900.8 or US \$ 12 Billion

Rajiv Awaas Yojana: Slum-free Cities (Announced on 4 June 2009)

Components under Examination

- (i). Focus on Upgradation of Slums as well as Measure for Prevention of Slums**
- (ii) Legislative Framework for Provision of Property Right, including Land Tenure for the Urban Poor**
- (iii) Easing Credit Availability for the Urban Poor for Construction of Houses, including Interest /Capital Subsidy - Enabling People-driven Housing; Mortgage Guarantee Fund**
- (iv) Provision of Basic Amenities through Central-State-Urban Local Body-Private Partnerships**

Urbanization in India: Policy & Management Challenges

- **Sustaining & Enhancing the Contribution of Cities to Economic Growth**
- **Addressing the Issues of Land for Urbanization and Housing – Regional & Urban Planning**
- **Developing Infrastructure for Backlog, Current & Growth Needs of Urban Areas – especially Water & Transportation**
- **Providing Employment Opportunities to the Growing Urban Masses**
- **Tackling the Issues of Urban Poverty, Slums & Exclusion**
- **Protecting & Preserving the Environment – Conserving Heritage**
- **Developing & nurturing Institutions to meet the Urban Challenges**
- **Financing & Effectively Managing Growing Cities**

11th Five Year Plan: The Vision of Urbanization in India

Indian cities will be the locus and engine of economic growth over the next two decades and realization of an ambitious goal of 9-10% growth in GDP depends fundamentally on making Indian cities much more livable, inclusive, bankable, and competitive.

11th Five Year Plan: Strategy for Urban Development

- **Strengthening urban local Governments through capacity building and better financial management;**
- **Increasing the efficiency and productivity of cities by deregulation and development of land;**
- **Dismantling public sector monopoly over urban infrastructure and creating conditions for the private sector to invest;**
- **Establishing autonomous regulatory framework to oversee the functioning of the public and private sector;**
- **Reducing incidence of poverty and;**
- **Using technology and innovation in a big way.**

Addressing Urban Water Supply: Some Key Issues

- **Lack access of water supply round the year to majority in cities**
- **Three in every five urban households have to share water source**
- **In many ULBs, the water supply network is not extended all over the city**
- **Water supply network exists at the off-site level, the low income communities/older colonies do not get plugged into these networks**
- **Even if tap water has been provided to slums, it is through public stand post and is subject to low water pressure leading to low availability of per capita water.**
- **Even if the water facility is provided, it is subject to poor operation and maintenance causing hardships to the residents**
- **Problem of improving supply to older colonies – connecting the new & the old systems – spatial issues.**

Sustainable City Development: Addressing Some Key Issues

- **Social Sustainability:**
 - How to improve quality of life for all?
 - How can social equity be promoted?
 - How can civic services, health, education, shelter and employment for all be guaranteed?
 - How to involve the local population in decision-making processes?
- **Cultural Sustainability:**
 - How can cultural diversity be guaranteed?
 - How can ancient and contemporary heritage be protected and preserved?
 - How can the city be made attractive for all, inhabitants, tourists and business firms?
- **Ecological Sustainability:**
 - How to guarantee the city's environmental quality and good management of the natural resources?
 - How to regulate as best as possible polluting emissions?

Sustainable City Development: Addressing Some Key Questions

- **Economic Sustainability:**
 - How to define affordability for the State, the Local Governments and for the Citizens?
 - How to finance step by step the necessary urban improvements? How can the private sector become a partner?
 - How can all kinds of different risks be shared between all the actors?
- **Temporal Sustainability:**
 - Balancing between Present and Future Needs
 - Balancing between Present and Future Resource Use
 - Prioritization of Policies and Programmes
 - Addressing Trade-off Issues

Sustainable City Development: Leveraging from Best Practices

- **Urbanization Level in India is less than 29 Per cent whereas it is more than 80 Per cent in many Developed Countries who have a rich history of urbanization and dealing with urban problems;**
- **We are keen to learn from the experiences of Developed Countries, including those in Europe so as to avoid possible mistakes in urban policy & programming, learn from experiences of various countries and access the latest technology, not available to the Developed Countries when they urbanized.**
- **There is need for exploring Partnerships for Sustainable City Development – Leveraging from Best Practices.**

Thank You